


**MONDAY, JULY 13**



**PRESCHOOL / KINDERGARTEN**



# Knights of North Castle BELT of TRUTH

## **BANNER VERSE**

Be strong in the Lord and in the strength of his power. Ephesians 6:10 (NRSV)

## **CASTLE CALL-OUT**

**Armor Up with Truth!**

## **BIBLE STORY**

### **Shadrach, Meshach, and Abednego Stand True (Daniel 3)**

Our first Bible lesson is from the Old Testament. In the book of Daniel, we find three young Jewish men—Shadrach, Meshach, and Abednego—who had been taken into the service of King Nebuchadnezzar. Shadrach, Meshach and Abednego found favor with King Nebuchadnezzar, but fell out when the king commanded everyone to worship an idol. The three young men said they would only worship God! Because of their decision, the king sentenced them to death and had them put in a fiery furnace. Their faith in God remained strong, however and God kept them safe. When the king saw that God protected them in the fiery furnace, he made a law that no one would insult the God of these three young men.

## **Queen Candi's DAILY DECREE:**

**Today we will discover that we are God's Knight on a quest in search of the King's Armor! Keep your eyes open for "THE BELT OF TRUTH"**

**North Castle Welcome**

**Royal Musicians- "Knights of North Castle"**

**Meet Armorer Isabel and Sparky**

**Royal Musicians- "Hot Hot Burnin' Up"**

**The Royal Players & the King's Book -  
The Fiery 3**

**Craft Corner- "Create Your Own Knight"**

**Science Session -"INSTANT SNOW" (1/2 cup of water)**

**Assembly Trivia**

**Royal Musicians- "Be Strong in the Lord"**

**The Round Table - "Fruit Roll-Up"  
(Your Belt of Truth)**

*Don't give into negative peer pressure~  
God is with us and never leaves our side.*

## **RIDDLE 1:**

**In order to find the Belt of Truth,  
you must study the fiery 1 + 2.**



**ANSWER:  
The Fiery 3 =  
Shadrach, Meshach  
and Abednego**

**Be Strong in  
the Lord -  
Stand up for  
Truth!**



# Cokesbury Craft

## Create-Your-Own Knight


### Purpose

Knights will create a fun craft to help them to remember their time as a Knight at VBS.


### Preparation

Open packages and set out supplies.


### Directions




**Step 1:** Knights select the colors to decorate their craft. Remind Knights to write their names on their crafts.



**Step 2:** Pull off the adhesive backing of all pieces and add the adhesive pieces to the middle of the sheet.



**Step 3:** Once all the pieces are attached, roll up the base and slide the small flaps into the slits.






### Bible Story

**Shadrach, Meshach, and  
Abednego Stand True**  
Daniel 3

### Castle Callout

Armor Up with Truth!

### Materials

-  plastic tablecloth
-  Create-Your-Own Knight Kit
-  marker

### Bible Tie-In

North Castle is hidden in a frozen land. The king and knights are on a quest in search of the King's Armor. But the armor isn't what they think it is. The new Knights of North Castle learn at VBS that the clues to the armor are found in an ancient book—the Bible—and learn stories helping them understand the qualities each piece represents.

# Instant Snow

(Purchased item from Cokesbury)

## I. Preparation

Gather materials for this experiment. Test and make sure your instant snow is working.

## II. Introduction

Say something like: **One thing North Castle has a lot of is snow. Since we are here at North Castle now, let's make ourselves some snow!**

Ask: (show materials) **Can you tell me what these items are?**

Ask: **What do you think is going to happen when we put them together?**


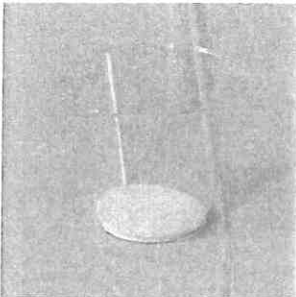
## III. Experiment

Done Step 1. Add 2 teaspoons of **Instant Snow Powder** to an empty plastic cup.

Step 2. Measure <sup>1/2 CUP</sup> ~~2 ounces~~ of water at room temperature and pour into the second plastic cup.

Step 3. Pour the water into the cup with the **Instant Snow Powder** and watch what happens.

Step 4. Invite Knights to touch the snow. Ask: how does it feel? What did you think when the snow started expanding?



## IV. How does it work?

The powder we used to make the snow is what is called a polymer. This one is derived from one like what is used in baby diapers to absorb moisture. What makes it different is that this polymer absorbs the water and the molecules expand. In this experiment, a physical change rather than a chemical change takes place. Instead of a new substance being formed, the instant snow absorbs the water, similar to a sponge. When the water evaporates, the instant snow goes back to its original size and powder-like appearance.

## V. Bible Tie-in

A physical change took place because of the presence of water in this experiment. When we understand that God is present with us all the time, our lives can change. Shadrach, Meshach, and Abednego knew God was present with them—even in the fiery furnace! Their lives had been changed by their relationship with God, and they knew they could stand up for truth because of it. When we see the polymer change into snow, we can remember that our lives are changed because God is with us.








## Bible Story

**Shadrach, Meshach, and  
Abednego Stand True**  
Daniel 3

## Castle Callout

Armor Up with Truth!

## Materials

-  **Instant Snow Powder**
-  water at room temperature
-  teaspoon
-  measuring cup with ounces
-  2 plastic cups



**SQUIRE**

**Knights in  
Training!**

You'll find


**OPTIONAL  
ACTIVITIES**

to do

**TODAY**

**Summer Adventure FUN at HOME!**

**OPTIONAL**  
**MONDAY, JULY 13**



**PRESCHOOL / KINDERGARTEN**




## Armor Up With Truth!

Decorate your picture of Sparky. Sparky is ready to Armor Up with Truth!



**BE STRONG IN THE LORD AND IN THE  
STRENGTH OF HIS POWER! EPHESIANS 6:10**



# Make-It-And-Take-It Bible Craft Belt of Truth

# Optional


## Purpose

Knights will create a part of the Armor of God to help them remember their quests from VBS.


## Preparation

Write the name of each Knight on the inside of the ribbon using a strip of masking tape.


## Directions



**Step 1:** Glue the letters TRUTH onto the belt.



**Step 2:** Use a variety of craft supplies to decorate the belt.



## Ages

Appropriate for all ages.

## Tips!

For school-aged Knights, cut the ends of the fabric into strips and have them add red and yellow pony beads.



## Bible Story

**Shadrach, Meshach, and  
Abednego Stand True**  
Daniel 3

## Castle Callout

Armor Up with Truth!

## Materials

- white or cream colored material, 2¼" width and around 50" length
- school glue
- letters to spell TRUTH
- felt
- foam sheets
- scissors
- masking tape
- markers
- Stay-Put Stickers**  
(optional)
- Stencils Set** (optional)
- glitter
- red and yellow beads  
(optional)

## Bible Tie-In

In our Bible story today, three friends stayed true to their belief in God. Using red, orange, and yellow colors is a way to illustrate the fire from the Bible lesson as well as connecting with the Armor of God. Think of a time when God helped you be strong and tell the truth.

# Preschool Recreation *Optional*

## Icy Boulder Dash

### Preparation

Make sure the recreation area is ready for play. Create a starting and a finish line.

### Let's Play!

1. This activity is a relay race. Divide the children into two equal groups. Children will begin at the starting line.
2. The aim of this activity is for the children to move the ball with the pool noodle. Call the ball an "icy boulder."
3. Once children reach the finish line they run back to the starting line and pass the pool noodle off to the next child in line.
4. Leaders will have another ball ready for the next child in line. Make sure each child has had a turn.

### Bible Tie-in

Repeat the Banner Verse. **Be strong in the Lord and in the strength of his power! (Ephesians 6:10)** How did we use our strength and power in this game? Our strength and power comes from God. We need to ask God to help us be strong and make great choices like Shadrach, Meshach, and Abednego.

## Knight, Knight, Castle

### Preparation

Make sure the recreation area is ready for play. Play this game as you would play Duck, Duck, Goose.

### Let's Play!

1. One child is the marshal and walks around the circle tapping each child on the head, saying, "Knight, Knight, Knight..."
2. When ready, the marshal taps a child who is sitting in the circle on the head and says, "Castle!" The child stands up and chases the marshal around the circle.
4. When the marshal gets back to the open seat in the circle, the marshal sits down with the rest of the children.
4. The child designated as the "Castle" now becomes the new marshal. Play until all the children have had a turn to be the marshal.

### Bible Tie-in

**SAY: We had fun playing our game today. Each time we are here at VBS we are going to discover a new Castle Callout today: "Armor Up with Faith!" Let's say that phrase together!**



### Bible Story

**Shadrach, Meshach, and Abednego Stand True**

True


Daniel 3

### Castle Callout

Armor Up with Truth!

### Materials

#### Icy Boulder Bash

 pool noodles (cut in half)

 small plastic balls

### Teacher Tip

#### Preschool Adaptation of "Lava Moat"

Have prechoolers walk from island to island instead of jumping.