


FRIDAY, JULY 17



Session

5

PRESCHOOL / KINDERGARTEN



Knights of North Castle Helmet of Salvation

BANNER VERSE

Be strong in the Lord and in the strength of his power. Ephesians 6:10 (NRSV)

BIBLE STORY

Midnight Praise with Paul and Silas (Acts 16:16-40)

Paul and Silas travelled to Macedonia, where they were arrested for their faith in Jesus. They had been singing hymns of worship in their cell, when around midnight an earthquake shook the entire jail. All the cell doors swung open and the prisoners inside were freed. When the jailer discovered what had happened, he thought the prisoners had escaped. He was so terrified of the punishment to come that he was prepared to kill himself. But Paul called out loudly and assured him that no one had left. "The jailer rushed in and fell trembling before Paul and Silas. He led them outside and asked, 'Honorable masters, what must I do to be rescued?'" (verses 29-30). They said, "Believe in the Lord Jesus, and you will be saved—you and your entire household." (Acts 16:31) The jailer brought Paul and Silas to his home that night and cared for them, and then he and everyone in his house were baptized.

CASTLE CALL-OUT

Armor Up with Salvation!

Queen Candi's DAILY DECREE:

Our Final Day at the North Castle and in the KING'S BOOK, reveal the ultimate piece of armor. The piece that protects our mind...God's LOVE saves us!

North Castle Welcome

Royal Musicians- "Knights of North Castle"

Sparky

Royal Musicians- "Jesus Loves Me"

Armorer Isabel and Sparky

The Royal Players & the King's Book-
Praise with Paul and Silas

Craft Corner - "Dragon Poppers" 5 yrs.-Kinder
"Dragon Puppet" 1st - 6th grade
(Glue stick needed.)

Assembly Trivia

Royal Musicians- "Earthquake"

Armorer Isabel & Sparky-The King's Book is The Bible

Royal Musicians "Be Strong in the Lord"

The Round Table- "Pringles"
(Your Helmet of Salvation)

*We can't control what others say or do
BUT we can control how we respond.*



RIDDLE 5:
Prisoners, earthquakes,
and songs of celebration,
that's where you'll find
the Helmet of Salvation.

ANSWER: Paul and Silas singing
in prison.

**Be Strong in
the Lord-
Share God's
Salvation with
others**



Dragon Poppers



You'll love crafting and playing with your own *Dragon Poppers*!

These fun items are made by placing foam dragon bodies on a spring mechanism and decorating as desired.

Each package includes foam material for dragon, googly eyes, and spring mechanism for creating your very own Dragon toy.

DIRECTIONS:

Step 1: Place the **BLANK FULL BODY** of your Dragon on a flat surface. (This is the one with no markings on it.) Make sure the tail of the Dragon is on the right side. 

Step 2: Peel off both of the Dragon's **WINGS** and stick them to the Dragon's blank body over the wings.

Step 3: Peel off the **HEAD** of the dragon and stick it onto the blank dragon's head.

Step 4: Now take your **SPRING** and place the **CLEAR PLASTIC** part on the bottom of the Dragon

Step 5: Peel off the **BODY** of the Dragon and stick it over the **PLASTIC SPRING** and stick it together along with matching up the feet, tail, body and the arms will go over the wings.

Step 6: Peel off the **TUMMY** of the Dragon and stick it on the middle of his body.

Step 7: Peel off the **2 LITTLE HORNS** and stick it onto the horns on your dragon.

Step 8: Use glue to attach the **GOOGLY EYES** to your Dragon...and YOU'RE DONE!

NOW...push down your Dragon so it sticks to the bottom of the plastic spring and WAIT...WAIT...WAIT...You're Dragon will shoot into the air!





SQUIRE

**Knights in
Training!**

You'll find

**OPTIONAL
ACTIVITIES**

to do

TODAY

Summer Adventure FUN at HOME!

**OPTIONAL
FRIDAY, JULY 17**



PRESCHOOL / KINDERGARTEN

Make-It-And-Take-It Bible Craft

Helmet of Salvation

Purpose

Knights will create part of the Armor of God to help them to remember their quests from VBS.


Ages

Appropriate for younger children.

Preparation

Cut several strips from the foam sheets. Select crosses and star shapes from the bag of **Stay-Put Stickers**.

Directions



Step 1: Attach several strips of colorful foam around the hat. Start at the top middle and work down to the bottom edge of the hat.



Step 2: Attach several stars wherever you wish on the hat.



Bible Story

Midnight Praise with Paul and Silas

Acts 16:16-40


Castle Callout

Armor Up with Salvation!

Materials

- inexpensive hat or helmet
- Stay-Put Stickers** (optional)
- colorful foam sheets with adhesive backing
- sturdy scissors (ADULT use only)

**ARMOR UP WITH TRUTH!, JUSTICE,
PEACE, FAITH, AND SALVATION!**



Preschool Recreation

Top Knight Preparation

Make sure the recreation area is safe and ready for play.

Let's Play!

Select a leader for this activity. Call the leader "Top Knight."

SAY: We have had lots of fun at Knights of North Castle. To help us remember our time at VBS, we are going to play a game kind of like Freeze Tag. We all will pretend to be kings and queens of the castle. As we listen to the music, we will dance, hop, and move about our area. When the music comes to a stop, you must freeze and not move. When the Top Knight taps you on the shoulder, you will unfreeze and move around again.

1. Play the music to start the game.
2. After a certain amount of time has passed, choose a new Knight to be the Top Knight.
3. Continue play as time allows.

Bible Tie-in

SAY: It was fun moving about as we played our game. In our Bible story, when the earthquake came, Paul and Silas were free. They could have run away from prison. God helped them make the choice to stay and share the good news of Jesus with the jailer.

ASK: What are some good choices we can make?

Treasure Hunt Preparation

Make sure the recreation area is safe and ready for play.

SAY: In our Bible story, we heard how Paul and Silas told the jailer the good news of Jesus.

1. Have the Knights sit in a circle. Select one to be the first "It."
2. Ask "It" to close both eyes, and then hand the "treasure" to one Knight who is in the circle.
3. After you say "Go," the Knights pass the treasure around the circle while "It," with eyes open again, tries to figure out who has the treasure. The Knights can reverse direction and/or pretend to be passing the treasure.
4. "It" guesses who has the treasure by calling out "Stop."
5. If "It" correctly selects the Knight who has the treasure, the two of them trade places and the Knight with the treasure becomes "It." If the guess is incorrect, continue playing until "It" makes the correct guess.

SAY: Paul and Silas told someone the good news of Jesus. We can tell others about the amazing things God has done for us. When we do, we're sharing the good news of Jesus!



Bible Story Midnight Praise with Paul and Silas

Acts 16:16-40

Castle Callout Armor Up with Salvation!

Materials

Top Knight

- Complete Music CD
- device for playing music

Treasure Hunt

- round item like a checker