


THURSDAY, JULY 16



1ST / 2ND GRADE



Knights of North Castle Shield of FAITH

BANNER VERSE

Be strong in the Lord and in the strength of his power. Ephesians 6:10 (NRSV)

CASTLE CALL-OUT

Armor Up with Faith!

BIBLE STORY

Jesus Walks on Water
(Matthew 14:22-33)

Our Bible story begins after Jesus miraculously fed about five thousand people. Jesus instructed his disciples to go ahead of him to the other side of the lake. The disciples did as he said, and Jesus went up to a mountain to pray. Night came and the disciples—still on the lake—found themselves in the midst of a storm. Early in the morning, they saw the figure of a man walking toward them on the lake. They were terrified and screamed, thinking it was a ghost! They didn't know it was Jesus until he said, "Be encouraged! It's me. Don't be afraid" (verse 27). Peter said, "'Lord, if it's you, order me to come to you on the water.'" And Jesus said, "'Come.'" (verses 28-29). Peter took a few steps toward Jesus on the water. Then Peter felt a strong wind, became frightened, and began to sink. He shouted, "Lord, rescue me!" Jesus reached out and grabbed him and said, "You man of weak faith! Why did you begin to have doubts?" (verses 30-31).

Queen Candi's DAILY DECREE:

Day 4 brings us to the search for the armor that helps us focus on what we CAN DO when our eyes are on the KING!

North Castle Welcome

Royal Musicians- "Knights of North Castle"

Armorer John and Sparky

Royal Musicians- "Jesus You Remain"

The Royal Players & the King's Book-
Jesus Walks on Water

Craft Corner- "Wooden Crosses" 5 yrs. -Kinder
"Armor of God Bracelets" 5rd-6th Grade

Science Session- Pencil Flips

Assembly Trivia

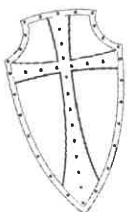
Court Musicians- "Jesus Loves Me"
"Be Strong in the Lord"

The Round Table- "Pringles" *Rice Krispy Treat*
(Your Helmet of Salvation)

Shield of Faith

**FAITH is the reality of what we HOPE for—
Even though we can't see it...there's no proof.**

RIDDLE 4: The Shield of Faith is not found yet. Direct your search for feet so wet.



ANSWER: Peter walking on water with Jesus.

**Be Strong in
the Lord –
Have FAITH in
Jesus!**



Cokesbury Craft

Armor of God Bracelet

Purpose

Knights will create part of the Armor of God to help them to remember their quests from VBS.

Ages

Appropriate for school-aged children.

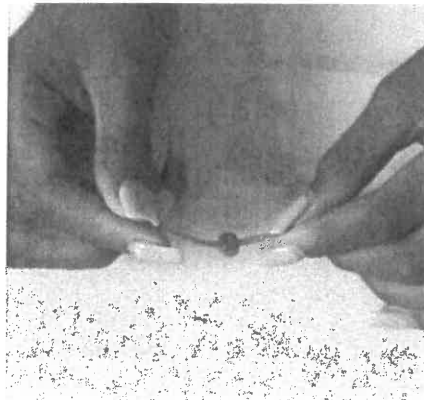
Preparation

Set out supplies. Each child needs one gray cord, a set of clasps, three medallions, and 20 beads.

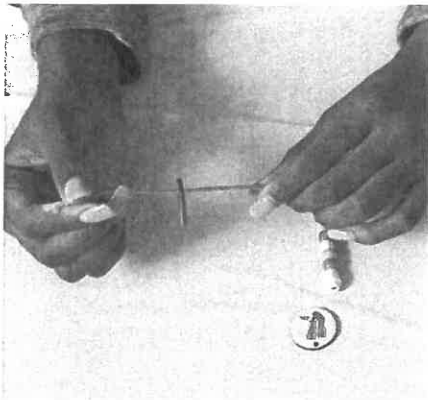
Directions



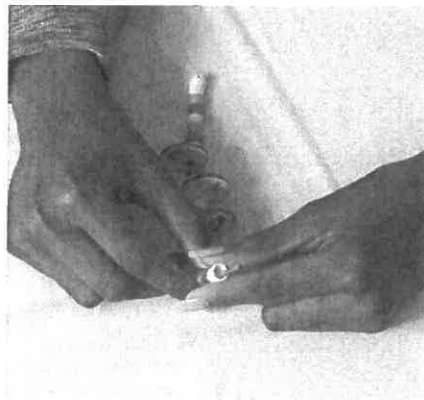
Step 1: Slide the thread through the longer clasp, then tie a knot at the end of the cord.



Step 2: Add beads one at a time. Talk about the colors of the beads. Encourage Knights to allow the colors to remind them of both the Bible lesson and the theme.



Step 3: Add the three medallions onto the cord in whichever order you prefer.



Step 4: Slide the thread onto the other clasp.



Step 5: Tie a knot as close to the clasp as possible. Trim off any excess cord and slide clasp over knot. Fasten bracelet on wrist by connecting the two clasp pieces.





Bible Story

Jesus Walks on Water
Matthew 14:22-33

Castle Callout

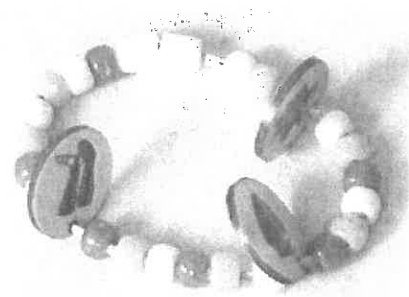
Armor Up with Faith!

Materials

-  plastic tablecloth
-  **Armor of God Bracelet Kit**
-  scissors

Teacher Tip

Tape one end of the cord, making a threading point to keep it from fraying.



Pencil Flips

I. Preparation

Prepare two images. One should show a representation of Jesus (a stick figure is fine!); the other image should show the stormy sea.

II. Introduction

Say Something Like: **In our Bible story, Jesus walked across the water. This miracle helped the disciples know that Jesus was in control of the wind and the waves. We're going to do a science experiment that will let us see an image of Jesus showing up on our own stormy sea. Hold up your two pictures, of Jesus and the stormy sea.**

Ask: **Do you think there is a way we can make it seem as if we seeing both pictures at the same time?**

Ask: **Do you have any ideas on how we could do it?**

III. Experiment


Have your Knights complete the following directions:

Step 1. Fold your index card in half. On one side, draw a stormy sea. On the other side, draw a picture of Jesus with no background.

Step 2. Stick your pencil into the folded note card so that the note card sits on the pencil like a lollipop on its stick. Use a small piece of tape on each side to attach the note card to the pencil.

Step 3. Roll the pencil back and forth in your hand very quickly and watch the pictures. You should see Jesus standing on the stormy sea.


Steps 1



Step 2



Step 3



Bible Story

Jesus Walks on Water
Matthew 14:22-33

Castle Callout

Armor Up with Faith!

Materials

- unsharpened pencils
- unlined 3-by-5 cards
- clear tape
- colored pencils
- markers or crayons

Teacher Tip


You may want to pre-draw some cards for younger Knights.

IV. How does it work?

When your eyes catch an image, they send it to your brain. Your brain holds on to that image for about 1/15 of a second. If you look at a new image during that time, your brain merges the two. This is the science behind movies and cartoons. Cartoons are a stream of drawings that change very quickly, but your brain sees them as constant movement. You have created a tiny cartoon in your hand!

V. Bible Tie-in

Flipping the pencils helped us see an image of Jesus in the stormy sea. When you are in a tough spot, you can picture the ways that God has been faithful in the past, and that will help you remember to look for God at work in your current situation.





REFLECTION TIME

1st - 2nd Grade

Along with these questions, your Bible Story "FUN PAGE" is included.
(Color with color key)

1. How do you think you would feel if you were out in the middle of the lake and saw Jesus walking toward you on the water?
2. Would you try to walk on the water like Peter did?
3. How do you think you'd feel when you took those first steps on the top of the water?
4. The story tells us that the disciples worshipped Jesus after the storm calmed. Have you ever seen someone do something amazing and been in awe? Do you think that was anything like what the disciples felt?

Going around with Jesus, like Peter and the other disciples did, must have filled their days with awesome moments. It may have also helped them have strong faith.

Speaking of being strong, can you say our BANNER VERSE?

Ephesians 6:10 "Be strong in the Lord and in the strength of his power."

Sometimes having faith in God is not easy. But even though we do not physically walk around with Jesus and the disciples, we've probably all had awesome moments or special memories. These can help us know how much God loves us and can keep us in the strength of God's power.

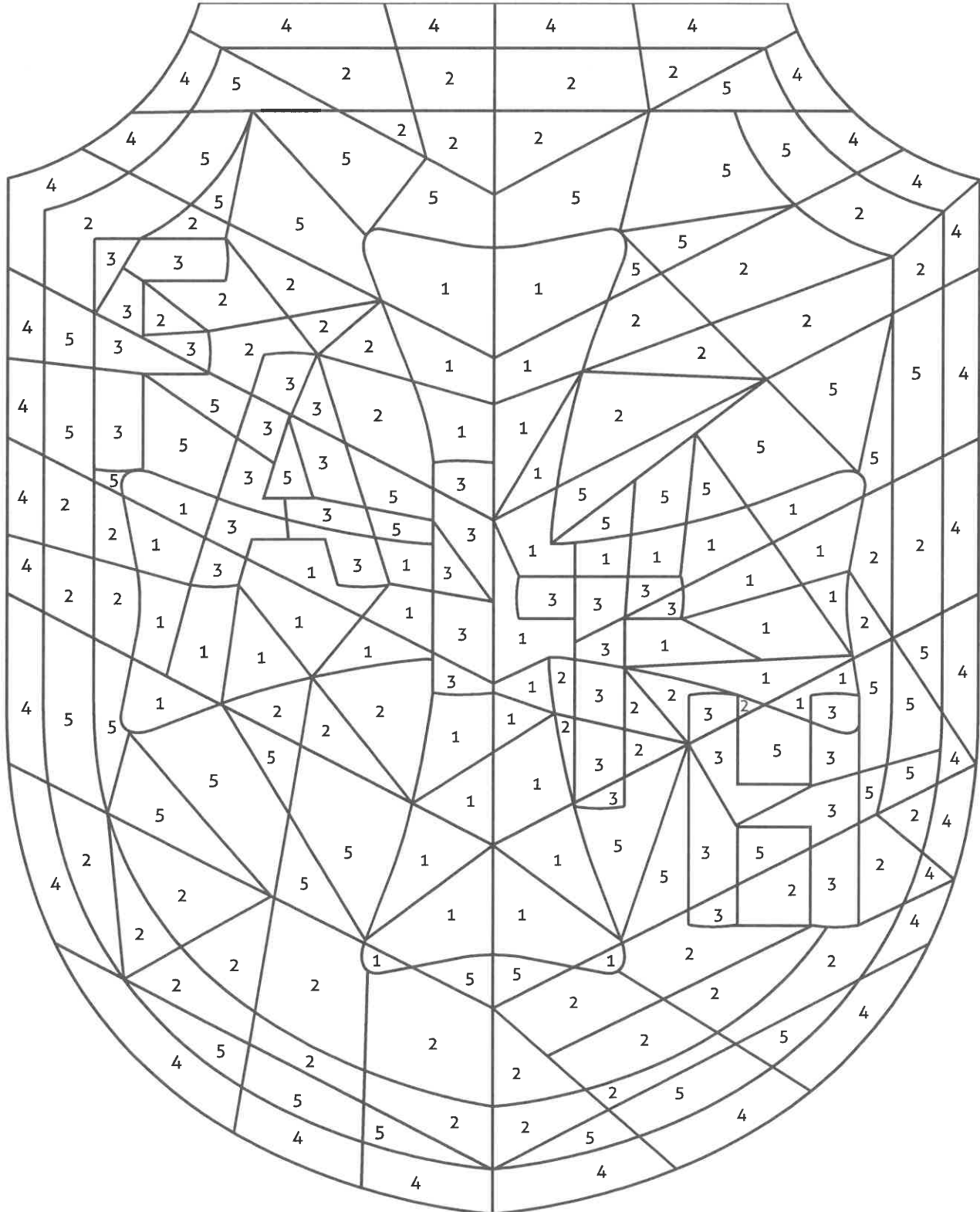
Castle
Callout



Armor Up with Faith!

Color the picture according to the color-key below to discover the Castle Callout word for this session.

1 = yellow 2 = blue 3 = orange 4 = green 5 = purple





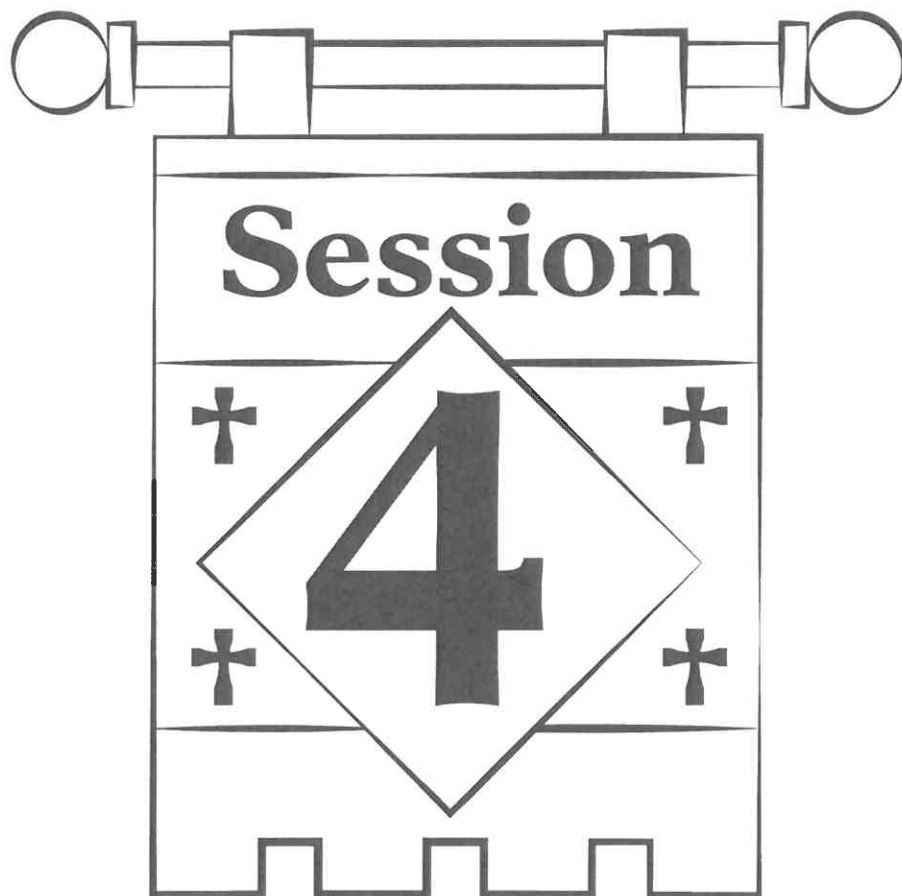
RANGER

Knights in Training!

You'll find
**OPTIONAL
ACTIVITIES**
to do
TODAY

Summer Adventure FUN at HOME!

**OPTIONAL
THURSDAY, JULY 16**



1ST / 2ND GRADE

Make-It-And-Take-It Bible Craft

Shield of Faith


Purpose

Knights will create part of the Armor of God to help them to remember their quests from VBS.


Preparation

Trace the shield template (page 4) onto the poster board and cut it out. Cut poster board into 2" strips to use as handles for the shields. Cut the blue squares. Cut out letters to spell "FAITH" from white construction paper. Cut glittered paper into 1/4" squares.


Directions



Step 1: Give each child a set of letters that spell out "FAITH." Instruct Knights to draw wavy lines on each letter to represent the water from today's lesson. Glue letters onto the shield.



Step 2: Glue the 1/4" squares of glittered paper onto the shield.



Step 3: Help Knights attach a handle to the back of the shield using the 2" strips and duct tape. Refer to Step 3 on page 24 for a picture.



Bible Story

Jesus Walks on Water
Matthew 14:22-33


Castle Callout


Armor Up with Faith!

Materials

- 1 posterboard or recycled cereal boxes
- 1 letter spelling out "FAITH"
- 1 white construction paper
- 1 glittered paper in shades of blue
- 1 markers, colored pencils, and crayons in varying shades of blue
- 1 school glue
- 1 duct tape and sturdy scissors (ADULT use only)
- 1 **Craft Theme Stickers** (optional)

Option: Have Knights divide shields into sections and decorate each section to illustrate ways God has given them the strength to do amazing things.







Ephesians 6:10 (NRSV)

Cut out the words of the Banner Verse. Glue them in the correct order on construction paper.

Be

strong

in

the

LORD

and

in the

strength

OF


his

power.

**Ephesians
6:10
(NRSV)**

**BE STRONG IN THE LORD AND
IN THE STRENGTH OF HIS
POWER! EPHESIANS 6:10**








Bible Story

Jesus Walks on Water
Matthew 14:22-33

Castle Callout

Armor Up with Faith!

Materials

-  balloons (one for every two to three Knights)
-  paper plates
-  markers

High Intensity Balloon Shield

Object

Knights will be reminded about the Shield of Faith in Ephesians 6 as they play a game with balloons and shields.

Preparation

Fill the balloons with air ahead of time. Have Knights use markers to decorate paper plate shields. Make sure Knights put their names on the shields. Help younger Knights as needed.

Let's Play!

SAY: We're going to use our shields to keep the balloons from hitting us or landing on the ground.

1. Play the game in the following way: Group Knights into teams of two or three. Give each team one balloon.
2. Their goal is to keep their balloon aloft by using their shields to bat the balloon in the air.
3. If the balloon falls to the ground, have that team sit out and wait until only one team is left.
4. Play multiple rounds if time allows.

Bible Tie-in

ASK: What was the most fun about this game? What was the biggest challenge you faced?

Allow time for Knights to discuss their experience of the activity.

SAY: In Ephesians 6, Paul wrote about the Armor of God. He wrote about the Belt of Truth, the Breastplate of Justice, the Shoes of Peace, and the Shield of Faith that we are thinking about today. (Refer to page 5 for more information.)

ASK: Do you think there is a special reason to think about faith like a shield?

Have Knights consider the question. There is no specific answer here. Use the activity to help them think about how faith could protect us from harm.

Say a closing prayer then repeat the Castle Callout together!

Medium Intensity Bridge Builders

Object

Knights will be reminded about the Bible story as this activity is being played.

Preparation

Before the children arrive, draw a design resembling a river on a piece of white poster board. Using a blue marker or crayon, color in the river.

If you have a large number of children, divide the posterboard in half and create two river designs.

Older children may need a wider river design while younger children will need a narrower river design.

Tip! Get volunteers at your church to assist with this task.

Let's Play!

SAY: In this activity, we are going to create sturdy bridges using our blocks. The idea is to work together to create a bridge that extends the width of the river.

1. Divide Knights into groups of 3-4 children.
2. Give each group a piece of posterboard with the river drawn on it.
3. Encourage Knights to work as a team to create a sturdy bridge using a variety of blocks.

Bible Tie-in

SAY: In this activity you worked together to create a strong bridge. Our Banner Verse from Ephesians 6:10 says, "Be strong in the Lord and in the strength of his power." Let's repeat that verse together. Repeat.

ASK: How can we be strong in the strength of God's power?

In our lesson we discovered what it means to have faith in God. We heard how Peter was not able to walk to Jesus.

Why do you feel he was not able to walk to Jesus? I wonder if Peter's faith in God was stronger what would have happened? What do you think?

Say a closing prayer, then repeat our Castle Callout together!



Bible Story

Jesus Walks on Water
Matthew 14:22-33

Castle Callout

Armor Up with Faith!

Materials

(one set per team)

- 1 small plastic interlocking blocks
- 1 white poster board
- 1 blue crayons or markers
- 1 plastic figurines
- 1 small plastic boat

Teacher Tip

This recreation option is a STEM team building activity.





Bible Story

Jesus Walks on Water
Matthew 14:22-33

Castle Callout

Armor Up with Faith!

Materials

-  red and green construction paper
-  masking tape

Low Intensity Castle Quest

Object

Knights will be reminded of the Castle Callout for this session and the Shield of Faith as they play this game.

Preparation

Make sure the recreation area is safe and ready for play. Use masking tape to make starting and finish lines. Create one red shield and one green shield out of the construction paper.

Let's Play!

SAY: Our game is played like Red Light/Green Light. Our leader is the castle marshal and stands at the finish line. When the castle marshal holds up a green shield, your quest is to try to reach the castle marshal. When the castle marshal holds up a red shield, all must stop! See if you can conquer this quest!

1. The quest is for Knights to reach the castle marshal.
2. When the castle marshal holds up a green shield, Knights walk quickly to reach the marshal.
3. If the castle marshal holds up the red shield, all Knights must be still.
4. The castle marshal sends any children back to the starting line who are still moving when the red shield is raised.
5. Continue until all Knights reach the castle marshal.

Bible Tie-in

SAY: In today's Bible story, we see Peter trying to perform an amazing quest—walking on water!

ASK: What was your favorite part of our game?

Allow time for Knights to discuss their experience of the activity.

SAY: Knights are sometimes in dangerous situations. Using a shield is a way for a knight to stay safe. In our story we discover that God's strength gives us faith and that God is always with us. God helps us do amazing things!

The Bible says that our faith in God is our shield. Shields help protect you and keep you safe. We can stay safe by trusting God to take care of us.

Say a closing prayer, then repeat our Castle Callout together!