

WEDNESDAY, JULY 15



PRESCHOOL/KINDERGARTEN



# Knights of North Castle Shoes of Peace

## **BANNER VERSE**

Be strong in the Lord and in the strength of his power. Ephesians 6:10 (NRSV)

## **CASTLE CALL-OUT**

**Armor Up with Peace!**

## **BIBLE STORY**

**Mary's Journey to Bethlehem**  
(Luke 2:1-20)

In this session, we transition from the Old Testament to the New Testament. This is a familiar Bible story, and one we usually tell at Christmastime. Mary was just a young woman—a teenager—when an angel told her she would have a child: “the power of the Most High will overshadow you” (Luke 1:35b). The events of Jesus’ birth happened at the same time as a census for the entire Roman Empire. Judea was under Roman rule, so Mary and Joseph had to make a trip to Joseph’s ancestral home to be counted. The way the rest of the story unfolds is familiar to us: Mary and Joseph have trouble finding lodging, are eventually given a stable to use, and then Jesus comes into the world.

*The way to PEACE is to live like Jesus did...LOVE ONE ANOTHER!*

## **Queen Candi's DAILY DECREE:**

On Day 3, we must stand firm on our feet. Ah ha...SHOES help us to do that!

North Castle Welcome

Royal Musicians- “Knights of North Castle”

Sparky

Royal Musicians- “Hey! Hey, Goliath”

Armorer Isabel and Sparky

The Royal Players & The King's Book-  
Mary's Journey to Bethlehem

Craft Corner - “Foil Art Nativity”

Assembly Trivia

Royal Musicians-“Emmanuel, God is With Us”  
“Be Strong in the Lord”


The Round Table- “Keebler Cookies”  
(Your pathway to Peace)

**RIDDLE 3:** Searching for peaceful shoes upon ones' feet? Find a baby asleep where animals eat.



**ANSWER:**  
A Manger!  
Mary's journey to Bethlehem.

**Be Strong in the Lord -  
Share the news of God's Peace and Love!**



# Cokesbury Craft

## Foil Art Nativity


### Purpose

Knights will create a nativity scene using foil art. This craft will help them remember and retell the Bible story.


### Preparation

Cover tables with tablecloths. Set out supplies. Write Knights' names on the back of their crafts.

### Directions



**Step 1:** Knights peel off one section at a time of the sticky board.

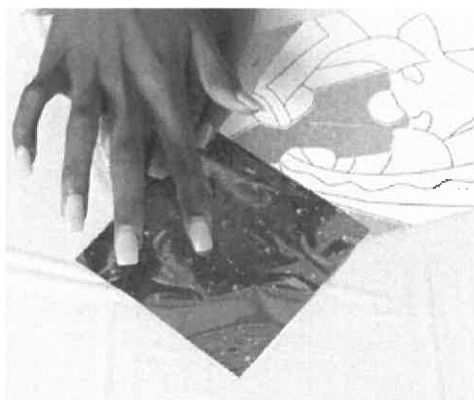


**Step 3:** Pull up the foil sheet from the selected section of the sticky board to make sure it is covered in foil. REPEAT with each section until the project is complete.

### Ages

Appropriate for all ages. Young Knights will need assistance.

Leaders: Please supervise this craft activity by making sure Knights are **placing the foil non-shiny side down** to add color to spaces.



**Step 2:** Knights will apply selected foil (non-shiny side down) onto the sticky board. Rub shiny side of the foil. Cover the entire area of the craft.



### Bible Story




**Mary's Journey to Bethlehem**

Luke 2:1-20

### Castle Callout

Armor Up with Peace!

### Materials

-  plastic tablecloth
-  Foil Art Nativity
-  black marker

### Bible Tie-In

In this Bible story we discover that Mary and Joseph were on a long journey to Bethlehem. They couldn't find a place to stay when they arrived, so they went to a place where animals slept. That night baby Jesus was born. Our craft is called a nativity. A nativity of the birth of Jesus is a display of the way it might have looked when Jesus was born.



**SQUIRE**  
**Knights in**  
**Training!**

You'll find  
**OPTIONAL**  
**ACTIVITIES**  
to do  
**TODAY**

**Summer Adventure FUN at HOME!**

**OPTIONAL  
WEDNESDAY, JULY 15**



**PRESCHOOL / KINDERGARTEN**

# Make-It-And-Take-It Bible Craft

## Shoes of Peace

### Purpose

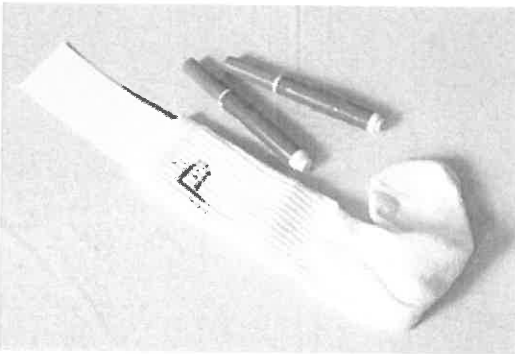
Knights will create part of the Armor of God to help them to remember their quests from VBS.

### Preparation

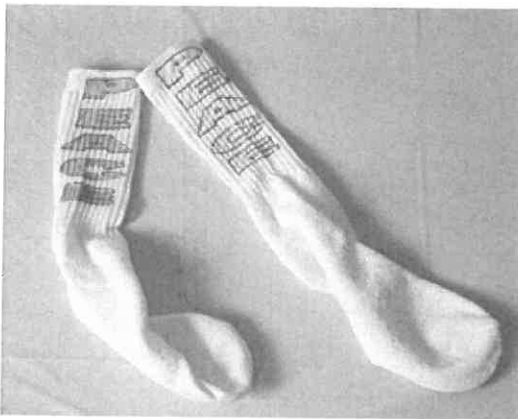
Write the word PEACE on both socks with a black fabric marker.

Tape the socks to the table. This will make it easier to color the socks.

### Directions



**Step 1:** Insert a divider in the sock to prevent color bleeding on the other side.



**Step 2:** Decorate the socks with red and green fabric markers. (These colors were selected as a tie-in to the Christmas story. However, you may use any colors you choose.)



### Bible Story






**Mary's Journey to Bethlehem**

Luke 2:1-20

### Castle Callout

Armor Up with Peace!


### Materials

-  plain white socks (child-sized)
-  black, green, and red colors of fabric markers
-  other colors of fabric markers (optional)
-  cardboard
-  masking tape

### Bible Tie-In

In this Bible story, **Mary and Joseph were on a long journey to Bethlehem. They couldn't find a place to stay when they arrived, so they went to a place where animals slept. That night baby Jesus was born. Jesus is also called the Prince of Peace. Our socks will help us remember to be more like Jesus in all we do and say.**

**Be strong in the Lord and in  
the strength of his power!**  
**Ephesians 6:10**



# Preschool Recreation

## Castle Race

### Preparation

Designate a large area for the activity. Use ropes to mark a starting line and a finish line. Place the pool noodles at the starting line.

### Let's Play!

**SAY:** When the Knights of North Castle need to go on a quest, they travel on horseback. This course is designed to help Knights become experts at riding horses. (Show a pool noodle to Knights.)

1. Have Knights practice riding the pool noodles.
  2. Divide Knights into several teams. Have the teams get into single-file lines at the starting line.
- SAY:** In this game, you'll need to ride your horses to the finish line and back. The team who completes the course first wins.
3. Demonstrate how Knights should weave between the cones.
  4. Have Knights gallop with the pool noodle through the course, to the finish line and back, one team member at a time.

### Bible Tie-in

**SAY:** Mary and Joseph had to travel on a donkey to a new place. At that time, Mary was going to have a baby.

**ASK:** Do you know what the baby's name was going to be? (Jesus) When they got to the new place, it was time for Jesus to be born!

## Nativity Guess

### Preparation

Place the Nativity figures in the bag.

### Let's Play!

**SAY:** In today's Bible story, we hear about when Jesus was born. The Bible tells us that Jesus was born to be a new king.

Show the cape and the bag to Knights. Take the figures out of the bag, and show Mary, Joseph, baby Jesus, the shepherds, the angel, and the animals to the Knights.

**SAY:** In this game, you will take turns wearing the cape. When you wear the cape, reach into the bag and find a figure from the Bible story. Before you pull it out, try to guess what the figure is.

Have Knights take turns wearing the cape and reaching into the bag. Encourage Knights to act out or make the sound or motion for the item they have chosen. Continue playing until all the figures have been removed from the bag.

### Bible Tie-in

**SAY:** Christmas is a special time when we celebrate Jesus' birthday!

Allow time for Knights to talk about Christmas. Then explain that people sometimes call Jesus "Prince of Peace."

**SAY:** Let's repeat our Castle Callout together.



## Bible Story

### Mary's Journey to Bethlehem

Luke 2:1-20

## Castle Callout

Armor Up with Peace!

## Teacher Tip

### Guess the Nativity Figures

If the bag is empty but all Knights have not had a turn, place all figurines back in the bag and continue play.

## Materials

### Castle Race

- ropes marking the starting and finish lines
- pool noodles (cut in half)

### Guess the Nativity

#### Figures

- a plastic set of Nativity figurines
- a large fabric bag
- a cape a king might wear