

TUESDAY, JULY 14



Session

2

PRESCHOOL / KINDERGARTEN



Knights of North Castle BREASTPLATE of JUSTICE

BANNER VERSE

Be strong in the Lord and in the strength of his power. Ephesians 6:10 (NRSV)

CASTLE CALL-OUT

Armor Up with Justice!

BIBLE STORY

David Defeats Goliath (1 Samuel 17:1-50a)

Goliath's people, the Philistines, were the enemies of David's people, the Israelites. At that time (around 1020 BCE), it was common for opposing armies to choose representatives to fight in hand-to-hand combat. A win for either army's representative counted as a win for the whole nation. The problem for Israel in this story was that no one— not even King Saul—was brave enough to face Goliath. David was not a soldier, but a shepherd, and he was a passionate follower of God. When he witnessed the injustice of Goliath's words and treatment of the people of Israel, David volunteered as Israel's representative. David swung his sling and launched a stone into the air. It hit Goliath right on the forehead and he fell to the ground, defeated.

We need to know TRUTH before we can know JUSTICE. Justice is a reward or a punishment for something we have done. God is JUST!

RIDDLE 2:

If the Breastplate of Justice is what you seek, look for five pebbles in a creek.



ANSWER:
A boy named David defeats Goliath with 5 stones.

Queen Candi's DAILY DECREE:

Our 2nd day in search of the King's Armor will lead us to the Breastplate of Justice. Making right and good choices.

North Castle Welcome

Royal Musicians- "Knights of North Castle"

Armorer John and Sparky

Royal Musicians- "Hey! Hey, Goliath"

The Royal Players & The King's Book-
David Defeats Goliath

Craft Corner - "Knight's Mask" 3 yrs. - Kinder
"Mosaic Castle Scene" 1st - 6th

Assembly Trivia

Royal Musicians- "Giants in the Land"
"Be Strong in the Lord"

The Round Table- "Mini Pop-Tarts"
(Your Breastplate of Justice)

**Be Strong in
the Lord -
Trust in Him
for Justice!**



KNIGHT MASK

Armor Up with your very own *Knight's Mask*! Color and Decorate your mask JUST THE WAY YOU WANT TO!



DIRECTIONS:

Step 1: You can use Markers (Provided for you in your Day 1 bag) or color crayons or even stickers.

Step 2: After you've finished making your mask, simply slip it over your head and the elastic string will keep it in place!



SQUIRE

**Knights in
Training!**

You'll find

**OPTIONAL
ACTIVITIES**

to do

TODAY

Summer Adventure FUN at HOME!

OPTIONAL
TUESDAY, JULY 14



PRESCHOOL / KINDERGARTEN

Make-It-And-Take-It Bible Craft

Breastplate of Justice

Purpose

Knights will create a part of the Armor of God to help them to remember their quests from VBS.


Ages

Appropriate for all ages.

Preparation

See steps below.

Directions



Leader Preparation Steps:

Gather the necessary supplies.

Make sure Knights' names are on their craft.

Use the templates to cut out the shape of breastplates. Cut poster boards in the same shape using brown paper.

Glue these items together.

Make copies of the template with the word JUSTICE on it.

Thread yarn through the holes.



Bible Story

David Defeats Goliath

1 Samuel 17:1-50a

Castle Callout

Armor Up with Justice!

Materials

☐ brown paper grocery bag or brown craft paper

☐ school glue

☐ posterboard

☐ hole punch

☐ yarn

☐ glue sticks

☐ markers

☐ glitter glue

☐ scissors

☐ washi tape

☐ **Stay-Put Stickers**

(optional)

☐ **Stencils Set** (optional)

☐ **Stampers Set** (optional)

☐ templates (page 5)

☐ dot markers

(preschool only)

Teacher Tip

Brown paper in various shades can be found at dollar stores!



Step 1: Cut out the oval circle with the word JUSTICE. Knights can be creative as they cut out this shape.

Step 2: Knights decorate the letters JUSTICE and the breastplate using a variety of craft supplies.

Step 3: Glue the completed oval shape onto the breastplate. Leaders help thread the yarn through the holes.



Preschool Adaptation: In addition to the other supplies, suggest preschoolers use dot markers to decorate their craft.




Bible Tie-In

In our Bible story we hear about a shepherd boy named David and a tall man named Goliath. In Ephesians 6 we are told that we can wear the Armor of God. It might not be real armor, but it can help us face hard things. When we stand up for justice we are wearing the Armor of God. We know that God is with us. As we create this breastplate of justice, we can wear it and have fun. Even if we don't wear it, God will always be with us, loving and caring for us. Let's say thank you to God for always being with us and for loving us.





**BE STRONG IN THE LORD AND IN THE
STRENGTH OF HIS POWER! EPHESIANS 6:10**



Preschool Recreation

Tower Time

Preparation

Make sure the area is safe and ready for play. Set out the cups.

Let's Play!

SAY: Show me what it looks like to be strong. Let's imagine what North Castle is like. We might imagine that large stones were stacked up to make mighty towers. We're going to make our own towers with these cups.

1. Divide Knights into groups of three or four. Have Castle Guides assist each group.
2. Have each group work together to make the tallest tower they can.
3. Once they have a tall tower that won't fall down, instruct each team to "test" their tower's strength by having one Knight gently knock down the tower.
4. Have Knights restack the cups into another tower and allow a different Knight to gently knock it down.
5. Continue playing until each Knight has a turn knocking down the tower.

Bible Tie-in

ASK: What could we do to make our towers stronger? How do builders make a tall tower or building strong?

SAY: As it turns out, our towers really weren't very strong. Our Banner Verse is "Be strong in the Lord and in the strength of his power" (Ephesians 6:10).

Builders make a building strong. God makes us strong!

Crown Toss

Preparation

Make sure the area is safe and ready for play. Fill a bottle with enough sand to make it heavy so that it can catch the crown when tossed.

Let's Play!

ASK: Who wears a crown like this?

SAY: Yes, queens and kings wear crowns. In Bible times, God gave us queens and kings to lead people. Saul was one of those kings. David later became a king. Let's play a game where we toss a crown to try to make a goal!

To play the game, have Knights take turns throwing the crown toward the bottle. Give each Knight three chances to make the goal.

SAY: Kings and queens have to be strong. What made David strong to stand before Goliath? The Bible says that God made David strong.

Have Knights repeat the Banner Verse as you quote it one phrase at a time:

SAY: Be strong (repeat) in the Lord (repeat) and in the strength (repeat) of his power (repeat).

Bible Tie-in

ASK: What makes you feel afraid?

SAY: Even grown people like me feel afraid sometimes. When I am afraid, I like to think about how God helped people like David not be so afraid. God helps us face scary things.



Bible Story

David Defeats Goliath


1 Samuel 17:1-50a

Castle Callout

Armor Up with Justice!

Materials

Tower Time

 several packages of 16 oz. disposable, plastic cups

 a table or similar surface

Crown Toss

 sand in a plastic bottle

 crown

Teacher Tip

For Tower Time, the best way to build a tower with cups is in the shape of a pyramid. However, let the teams of Knights work together to build the towers as they wish.