

**MONDAY, JULY 13**



1<sup>ST</sup> / 2<sup>ND</sup> GRADE



# Knights of North Castle BELT of TRUTH

## BANNER VERSE

Be strong in the Lord and in the strength of his power. Ephesians 6:10 (NRSV)

## CASTLE CALL-OUT

**Armor Up with Truth!**

## BIBLE STORY

### Shadrach, Meshach, and Abednego Stand True (Daniel 3)

Our first Bible lesson is from the Old Testament. In the book of Daniel, we find three young Jewish men—Shadrach, Meshach, and Abednego—who had been taken into the service of King Nebuchadnezzar. Shadrach, Meshach and Abednego found favor with King Nebuchadnezzar, but fell out when the king commanded everyone to worship an idol. The three young men said they would only worship God! Because of their decision, the king sentenced them to death and had them put in a fiery furnace. Their faith in God remained strong, however and God kept them safe. When the king saw that God protected them in the fiery furnace, he made a law that no one would insult the God of these three young men.

## Queen Candi's DAILY DECREE:

Today we will discover that we are God's Knight on a quest in search of the King's Armor! Keep your eyes open for "THE BELT OF TRUTH"

North Castle Welcome

Royal Musicians- "Knights of North Castle"

Meet Armorer Isabel and Sparky

Royal Musicians- "Hot Hot Burnin' Up"

The Royal Players & the King's Book -  
The Fiery 5

Craft Corner- "Create Your Own Knight"

Science Session - "INSTANT Snow" (1/2 cup of water)

Assembly Trivia

Royal Musicians- "Be Strong in the Lord"

The Round Table - "Fruit Roll-Up"  
(Your Belt of Truth)

*Don't give into negative peer pressure~  
God is with us and never leaves our side.*

## RIDDLE 1:

In order to find the Belt of Truth,  
you must study the fiery 1 + 2.



ANSWER:  
The Fiery 5 =  
Shadrach, Meshach  
and Abednego

Be Strong in  
the Lord -  
Stand up for  
Truth!



# Cokesbury Craft

## Create-Your-Own Knight


### Purpose

Knights will create a fun craft to help them to remember their time as a Knight at VBS.


### Preparation

Open packages and set out supplies.

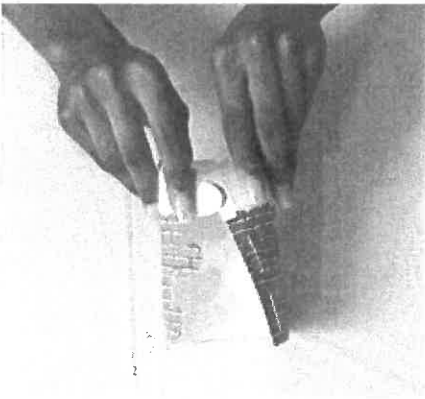
### Directions




**Step 1:** Knights select the colors to decorate their craft. Remind Knights to write their names on their crafts.



**Step 2:** Pull off the adhesive backing of all pieces and add the adhesive pieces to the middle of the sheet.



**Step 3:** Once all the pieces are attached, roll up the base and slide the small flaps into the slits.



### Bible Story

Shadrach, Meshach, and  
Abednego Stand True  
Daniel 3

### Castle Callout

Armor Up with Truth!

### Materials

- plastic tablecloth
- Create-Your-Own Knight Kit**
- marker

### Bible Tie-In

North Castle is hidden in a frozen land. The king and knights are on a quest in search of the King's Armor. But the armor isn't what they think it is. The new Knights of North Castle learn at VBS that the clues to the armor are found in an ancient book—the Bible—and learn stories helping them understand the qualities each piece represents.

# Instant Snow

(Purchased item from Cokesbury)

## I. Preparation

Gather materials for this experiment. Test and make sure your instant snow is working.

## II. Introduction

Say something like: **One thing North Castle has a lot of is snow. Since we are here at North Castle now, let's make ourselves some snow!**

Ask: (show materials) **Can you tell me what these items are?**

Ask: **What do you think is going to happen when we put them together?**



## III. Experiment

Done Step 1. Add 2 teaspoons of **Instant Snow Powder** to an empty plastic cup.

Step 2. Measure ~~2 ounces~~ <sup>1/2 cup</sup> of water at room temperature and pour into the second plastic cup.

Step 3. Pour the water into the cup with the **Instant Snow Powder** and watch what happens.

Step 4. Invite Knights to touch the snow. Ask: how does it feel? What did you think when the snow started expanding?



## IV. How does it work?

The powder we used to make the snow is what is called a polymer. This one is derived from one like what is used in baby diapers to absorb moisture. What makes it different is that this polymer absorbs the water and the molecules expand. In this experiment, a physical change rather than a chemical change takes place. Instead of a new substance being formed, the instant snow absorbs the water, similar to a sponge. When the water evaporates, the instant snow goes back to its original size and powder-like appearance.

## V. Bible Tie-in

A physical change took place because of the presence of water in this experiment. When we understand that God is present with us all the time, our lives can change. Shadrach, Meshach, and Abednego knew God was present with them—even in the fiery furnace! Their lives had been changed by their relationship with God, and they knew they could stand up for truth because of it. When we see the polymer change into snow, we can remember that our lives are changed because God is with us.








## Bible Story


**Shadrach, Meshach, and  
Abednego Stand True**  
Daniel 3

## Castle Callout

Armor Up with Truth!

## Materials

-  **Instant Snow Powder**
-  water at room temperature
-  teaspoon
-  measuring cup with ounces
-  2 plastic cups



## REFLECTION TIME

1<sup>st</sup> & 2<sup>nd</sup> Grade

Along with these questions, your Bible Story "FUN PAGE" is included.  
*(Shadrach, Meshach and Abednego Stand True.)*

1. When did King Nebuchadnezzar want the people of his kingdom to bow to his statue?  
(When the special music played)
2. Why do you think Shadrach, Meshach and Abednego wouldn't bow? (They knew their God was the one true God.)
3. Do you think you would have bowed?
4. How do you think Shadrach, Meshach and Abednego felt when they saw God's messenger in the fire?

In the end, King Nebuchadnezzar learned the truth about the God of Shadrach, Meshach and Abednego. He learned that their God - our God - would rescue them and stay with them in times of need and help them be strong.

Speaking of being strong, can you say our BANNER VERSE?

**Ephesians 6:10 "Be strong in the Lord and in the strength of his power."**

If you wonder how you can stand up for what is true like Shadrach, Meshach and Abednego, remember that you don't have to do it alone. Like our BANNER VERSE says, you can be strong in the Lord and in the strength of God's power.

**Bible  
Story**



**Shadrach, Meshach, and Abednego Stand True (Daniel 3)**

Find and circle all the silly things in this scene.






# **RANGER**

## **Knights in Training!**

You'll find  
**OPTIONAL  
ACTIVITIES**  
to do  
**TODAY**

**Summer Adventure FUN at HOME!**

**OPTIONAL**  
**MONDAY, JULY 13**



1ST / 2ND GRADE



## Armor Up With Truth!

Decorate your picture of Sparky. Sparky is ready to Armor Up with Truth!





## Armor Up With Truth!

Write the name of each object in the boxes below matching the numbers going down. The letters across reveal the key word from the Castle Callout!

1



1

3

4

2




2

5


3




4



5



**BE STRONG IN THE LORD AND IN THE  
STRENGTH OF HIS POWER! EPHESIANS 6:10**



# Make-It-And-Take-It Bible Craft Belt of Truth

# Optional


## Purpose

Knights will create a part of the Armor of God to help them remember their quests from VBS.

## Preparation

Write the name of each Knight on the inside of the ribbon using a strip of masking tape.


## Directions



**Step 1:** Glue the letters TRUTH onto the belt.



**Step 2:** Use a variety of craft supplies to decorate the belt.



## Ages

Appropriate for all ages.

## Tips!

For school-aged Knights, cut the ends of the fabric into strips and have them add red and yellow pony beads.















## Bible Story

**Shadrach, Meshach, and  
Abednego Stand True**  
Daniel 3

## Castle Callout

Armor Up with Truth!

## Materials

-  white or cream colored material, 2¼" width and around 50" length
-  school glue
-  letters to spell TRUTH
-  felt
-  foam sheets
-  scissors
-  masking tape
-  markers
-  **Stay-Put Stickers** (optional)
-  **Stencils Set** (optional)
-  glitter
-  red and yellow beads (optional)

## Bible Tie-In

In our Bible story today, three friends stayed true to their belief in God. Using red, orange, and yellow colors is a way to illustrate the fire from the Bible lesson as well as connecting with the Armor of God. Think of a time when God helped you be strong and tell the truth.

# - Optional -

VBS 2020

## Knights of the North Castle ~*The Quest for the King's Armor*


### **KNIGHTS OF THE ROUND TABLE FAMILY GATHERING**

Hear Ye, Hear Ye... One and all, both young and old. Another day at the "castle" and looking for fun ways to fill the time. At your round table today, help create a frozen land where *Knights of the North Castle* will take place. The walls, windows and ceilings of the VBS space will be transformed into a winter wonderland with 100's of paper snowflakes. Paper snowflakes are quick and inexpensive to make. The more snowflakes the more realistic Knights of the North Castle will look. We are enlisting the help of the congregation in making them.

#### **How to make coffee filter paper snowflakes-**

Supplies needed:

- White coffee filters
- Scissors



#### **Directions:**

- Flatten out the coffee filter and fold it in half. Then fold it in half again, then again and then one more time. You will fold it 4 times total. You will be left with a small wedge.
- Make your design by making cuts into each side of the small wedge. The cuts can be both shapes and designs.
- Once you are finished with your cutting now carefully unfold.

This is just one way to create a paper snowflake, check online for many other ways.

As you are sniping, cutting and creating your one of a kind snowflake take a moment to pray for your friends, family, church family, community and the world during these times.



## Bible Story

### Shadrach, Meshach, and Abednego Stand True

Daniel 3

## Castle Callout

Armor Up with Truth!

## Materials

sidewalk chalk (orange, red and other colors)

Complete Music CD

device for playing music

## Teacher Tip

Create an indoor lava moat. Use blue construction paper for the islands and orange construction paper for the lava. Use masking tape to attach paper to the floor of a gym or classroom.

## Preschool Adaptation

Have precoolers walk from island to island instead of jumping.

# High Intensity Lava Moat

## Object

Knights will reinforce the Bible story as they jump to keep from falling into the "lava."

## Preparation

Designate a place outside on a concrete surface (*playground, sidewalk, or parking lot that has been blocked from traffic*). Follow these steps to create the lava moat:

1. Use sidewalk chalk (*not orange or red*) to create a starting line and a finish line.
2. Use red sidewalk chalk to draw "islands" of various sizes in between the two lines. Make sure the islands are spaced so that Knights can jump from island to island.
3. Fill in the spaces between the islands with red and orange markings to represent lava.

## Let's Play!

**SAY: In today's Bible story, Shadrach, Meshach, and Abednego were in a dangerous and life-threatening situation. They were in a fiery furnace, and it seemed like there was no way to escape! Let's pretend that the Knights of North Castle are facing their own danger: a fiery moat!**

Explain that the orange and red markings represent lava while the other areas represent islands.

# Optional

**SAY: In this game, we need to jump from island to island while the music is playing. The goal is to keep away from the lava and listen for the words, "Armor Up with Truth!"**

1. Invite Knights to line up at the start of the lava moat.
2. Have Knights move around the area as the music is played. When the music stops and the leader shouts "Armor Up with Truth!" Knights should sit down on an island and not in the lava.
3. Continue playing. Vary the game by encouraging Knights to move in the area in different ways. Some examples are to hop, gallop, take large steps or small steps, and so forth.

## Bible Tie-in

**ASK: In our game how did it feel to escape the hot lava? What happened to Shadrach, Meshach, and Abednego? They escaped the furnace, but how?**

**Shadrach, Meshach, and Abednego were saved from the furnace, but in a surprising way. Although they should have been burned, they came out of the furnace unharmed. They did not even smell like smoke from a fire. God saved them!**

Say a closing prayer, then repeat our Castle Callout together!

# Medium Intensity

## Belt of Truth

### Object

Knights will think about the Banner Verse and learn how belts were important pieces of armor.

### Preparation

Set up a relay race for two or more teams with a starting line and a finish line. Place chairs or cones at the start and midpoint sections of the relay. Place simple age-appropriate tunics or cloaks and lengths of rope (belts) at the starting lines for each team.

### Let's Play!

Choose a Knight or leader to illustrate the game. In this game Knights will put on the simple age-appropriate tunics or cloaks or cloaks and run to a chair or cone.

**SAY: The Knights of North Castle don't wear suits of armor all the time! Instead, they wear a long shirt called a "tunic." It's kind of like the T-shirt that \_\_\_\_\_ (Knight's name) is wearing right now. In this game, we're going to put on a tunic like this to complete our quest. (Have Knights either hop or run for the race.)**

1. Divide Knights into two or more teams lined up behind the starting line.
2. Knights will put on the tunic then run the distance to the chair. Knights will then run back to the starting line, take off the tunic, and hand it to the next Knight in line.

3. Continue playing until everyone has had a turn.

**ASK: How difficult was it to wear the tunic as you ran around the chair?**

**SAY: Even if you didn't find it too difficult, it definitely could be made easier. That's where the "belts" come in (hold up a length of rope or material).**

Instruct Knights to complete the race again. This time, have Knights use a length of rope as a belt to cinch and/or tuck the extra fabric of the t-shirts making it easier to hop.

### Bible Tie-in

**ASK: How was it different hopping (or running) to the finish line with the belt on?**

Encourage Knights to discuss their experience of the activity.

**SAY: People in Bible times wore long garments called robes. Because the robes were long, doing physical activities could be difficult. When they worked, or ran, or did other activities, belts were used to make it easier. This might be what Paul was thinking about when he wrote: "So stand with the belt of truth around your waist" (Ephesians 6:14). Belts were worn to prepare for action!**

Say a closing prayer, then repeat our Castle Callout together!



### Bible Story




**Shadrach, Meshach, and Abednego Stand True**

Daniel 3

### Castle Callout

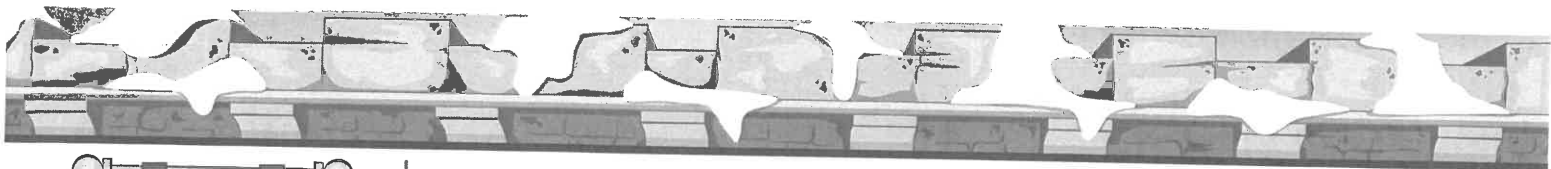
Armor Up with Truth!

### Materials

-  several lengths of rope or pieces of material for each team (long enough to work as a belt)
-  simple age-appropriate tunics or cloaks
-  chairs or cones

### Teacher Tip

Have Castle Guides assist Knights in putting the tunics and belts on during the race. **Safety first!**



# Low Intensity Take a Bow

## Object

Knights will play a low-energy game as they reflect on the theme for today.

## Preparation

Make sure the recreation area is safe and ready for play. Have music ready to play.

## Let's Play!

Have Knights sit down in the play area.

**SAY: In this game, we're going to play music for you. When you hear the music being played, dance around.**

1. As Knights dance around, instruct Knights that leaders will gently tap three Knights on the shoulder. When the music stops, all Knights are to bow except the three Knights who were tapped on the shoulder.

**SAY: Great job bowing. I see three Knights who did not bow. In our Bible lesson, we discover how three people named Shadrach, Meshach, and Abednego did not bow to the king's statue when they heard music playing. Can anyone tell me why they did not bow? (They were faithful to worship God and not the king.) Because Shadrach, Meshach, and Abednego stood true to God and would not bow to the king.**

**SAY: Let's play again and see who doesn't bow.**

2. As Knights dance around, instruct leaders to gently tap three other Knights on the shoulder. When the music stops, all Knights are to bow except the three Knights who were tapped on the shoulder.

3. Play again until all Knights have had an opportunity to act out the role of Shadrach, Meshach, and Abednego.

## Bible Tie-in

**SAY: In today's Bible story, we discover three people who stood true to God.**

**ASK: Why did people in Babylon bow down and worship the king's statue when they heard music playing? (They were forced to worship the king's statue.)**

Encourage Knights to discuss the question. Help them think about why it would be wrong for Shadrach, Meshach, and Abednego to be forced to worship the statue or idol.

**ASK: What happened to Shadrach, Meshach, and Abednego when they did not bow to the king's statue? (They were put in the hot furnace.)**

**SAY: After Nebuchadnezzar saw how God rescued Shadrach, Meshach and Abednego, he commended how they stood true to their God, even though it meant risking their own lives.**

Say a closing prayer, then repeat our Castle Callout together!

## Bible Story

**Shadrach, Meshach, and Abednego Stand True**


Daniel 3

## Castle Callout

Armor Up with Truth!

## Materials

 Complete Music CD

 device for playing music