



SPIRITUAL LIFE SURVEY
TRACKING REPORT

Northpark Community Church

Comparing
November 2008 with
November 2009

Table of Contents

Understanding Your Report	2
REVEAL Spiritual Vitality Index	5
Church Demographic Profile	6, 7
REVEAL Spiritual Growth Continuum	8
Congregant Spiritual Vitality Profile	
Spiritual Beliefs and Attitudes	9
Personal Spiritual Practices	10
Key Spiritual Activities with Others	11
Church Spiritual Vitality Profile	
Overall Church	12, 13
Senior Pastor Role	14, 15
Weekend Services	16, 17
Small Groups	18
Serving	19, 20
Stalled and Dissatisfied	
Stalled Profile	21
Dissatisfied Profile	22
Leaving	23
Addenda	
Church Needs	24
Pastor Activities	25
Weekend Benefits	26

Understanding Your Report

Spiritual Life Survey Approach

- The Spiritual Life Survey captures insights for church leaders on the spiritual health of their congregation and the role the church plays in their spiritual growth.
- It includes 80 questions about an individual's spiritual attitudes, beliefs, needs and behaviors as well as participation and satisfaction with local church activities.
- The survey is fielded on a web-only platform; participation is voluntary.
- This report compares your survey results for two successive REVEAL surveys that your church has taken.

Northpark Community Church Spiritual Life Survey Response Rates

Wave 1		Wave 2	
# Responses	% of Attendance	# Responses	% of Attendance
178	36%	206	34%

Understanding Your Report

Template Design

- This report template was designed in a simplified format to help you understand the most important findings comparing one wave to the next for your church.
- **Important:** We have included important information for each slide in the “notes” section. Please check this section in order to find answers to questions you may have, such as “What is the definition of being spiritually stalled?” or “What was the question that was asked that led to this result?”

Accessing the Notes Section

1. Click on “View” in the toolbar
2. Click on “Notes Page”

Understanding Your Report

Detecting Meaningful Change

- Throughout this report, statistically *meaningful* changes in your results between waves are indicated by shading the Wave 2 number in green (for an increase) or red (for a decrease).
- We define a meaningful change as a change of one-half of a standard deviation from one wave to the next. Standard deviation is a unit of measure commonly used in statistics. One use of this statistic is to measure change over time. The standard deviations used to define meaningful change in this report come from the pooled data in our comparative database of churches who have taken the REVEAL survey since August 2008.
- We indicate meaningful changes with the green or red background only if there were 30 or more respondents for **both** Wave 1 and Wave 2.

REVEAL Spiritual Vitality Index

This involves how often people study the Bible, reflect on Scripture, pray, experience solitude and journal.

Personal Spiritual Practices

This reflects how well the church provides spiritual challenge, in-depth Bible teaching, a sense of belonging, etc.

Church's Role

Overall Spiritual Vitality

This reflects people's faith-based behaviors, such as serving those in need and evangelism.

Faith in Action

Green = Increase

Red = Decrease

Demographics

Demographics	Wave 1	Wave 2
Base Size	178	206
Age 19-29	10% [#]	10% [#]
Age 30-49	48%	39%
Age 50+	40%	49%
Diversity: Non White, including Hispanics	9%	10%
Children under 18 at home	52%	41%
Education (% college degree or higher)	55%	50%
Married	85%	80%
Income under \$30K	6% [#]	15% [#]
Income \$30K-\$74,999	40%	36%
Income \$75K or more	54%	49%

Low sample sizes, as indicated with #, are not tested for meaningful differences

Green = Increase
Red = Decrease

Tenure

Church Tenure	Wave 1	Wave 2
Base Size	178	206
Less than one year	4% [#]	7% [#]
One to five years	32%	34%
Six to ten years	29%	30%
More than ten years	35%	29%

Low sample sizes, as indicated with #, are not tested for meaningful differences

Green = Increase

Red = Decrease

Spiritual Continuum Profile

Segment	Spiritual Continuum Profile			
	Wave 1		Wave 2	
	Base Size	Percentage	Base Size	Percentage
Exploring Christ	9 [#]	5%	21 [#]	10%
Growing in Christ	63	35%	70	34%
Close to Christ	52	29%	54	26%
Christ-Centered	54	31%	61	30%

Low sample sizes, as indicated with #, are not tested for meaningful differences

Green = Increase

Red = Decrease

Spiritual Beliefs and Attitudes

Key Spiritual Beliefs And Attitudes (top box)	Total		Exploring Christ		Growing in Christ		Close to Christ		Christ-Centered	
	Wave 1	Wave 2	Wave 1	Wave 2	Wave 1	Wave 2	Wave 1	Wave 2	Wave 1	Wave 2
Base Size	178	206	9 [#]	21 [#]	63	70	52	54	54	61
Salvation by Grace	71%	67%	33%	19%	54%	54%	83%	78%	87%	89%
Trinity	93%	89%	67%	52%	87%	86%	98%	98%	98%	98%
Personal God	70%	70%	22%	10%	48%	53%	79%	91%	94%	93%
Christ is First	69%	66%	22%	19%	51%	53%	69%	74%	96%	90%
Authority of the Bible	60%	66%	11%	29%	37%	59%	71%	72%	83%	82%
Identity in Christ	61%	62%	33%	10%	41%	49%	63%	67%	85%	92%
Stewardship	32%	45%	11%	24%	13%	31%	35%	52%	56%	61%
Giving Away My Life	28%	29%	0%	5%	14%	21%	25%	19%	50%	54%

Low sample sizes, as indicated with #, are not tested for meaningful differences

Green = Increase

Red = Decrease

Personal Spiritual Practices

Personal Spiritual Practices	Total		Exploring Christ		Growing in Christ		Close to Christ		Christ-Centered	
	Wave 1	Wave 2	Wave 1	Wave 2	Wave 1	Wave 2	Wave 1	Wave 2	Wave 1	Wave 2
Base Size	178	206	9 [#]	21 [#]	63	70	52	54	54	61
Reflection on Scripture <i>(daily)</i>	25%	27%	0%	0%	8%	11%	25%	31%	48%	49%
Bible Reading <i>(daily)</i>	25%	26%	11%	0%	6%	16%	29%	28%	44%	46%
Prayer to Seek Guidance <i>(daily)</i>	58%	50%	44%	0%	30%	40%	67%	65%	83%	66%
Prayer to Confess Sins <i>(daily)</i>	37%	36%	33%	14%	16%	30%	31%	43%	67%	44%
Solitude <i>(several times per week or more)</i>	54%	58%	22%	14%	29%	43%	71%	72%	72%	79%
Tithing <i>(10% or more)</i>	43%	37%	0%	10%	25%	20%	58%	48%	56%	57%

Low sample sizes, as indicated with #, are not tested for meaningful differences

Green = Increase
Red = Decrease

Key Spiritual Activities With Others

Spiritual Activities with Others	Total		Exploring Christ		Growing in Christ		Close to Christ		Christ-Centered	
	Wave 1	Wave 2	Wave 1	Wave 2	Wave 1	Wave 2	Wave 1	Wave 2	Wave 1	Wave 2
Base Size	178	206	9 [#]	21 [#]	63	70	52	54	54	61
Spiritual Friendships <i>(once or more per month)</i>	61%	53%	11%	29%	44%	50%	69%	54%	81%	64%
Evangelism <i>(6+ conversations per year)</i>	28%	26%	22%	10%	16%	11%	31%	41%	41%	36%
Serving those in need on my own <i>(once or more per month)</i>	42%	46%	11%	14%	29%	41%	52%	46%	52%	62%
Spiritual Mentors <i>(once or more per month)</i>	33%	33%	0%	19%	25%	27%	38%	26%	41%	49%

Low sample sizes, as indicated with #, are not tested for meaningful differences

Green = Increase
Red = Decrease

Satisfaction with Church's Role in Spiritual Growth

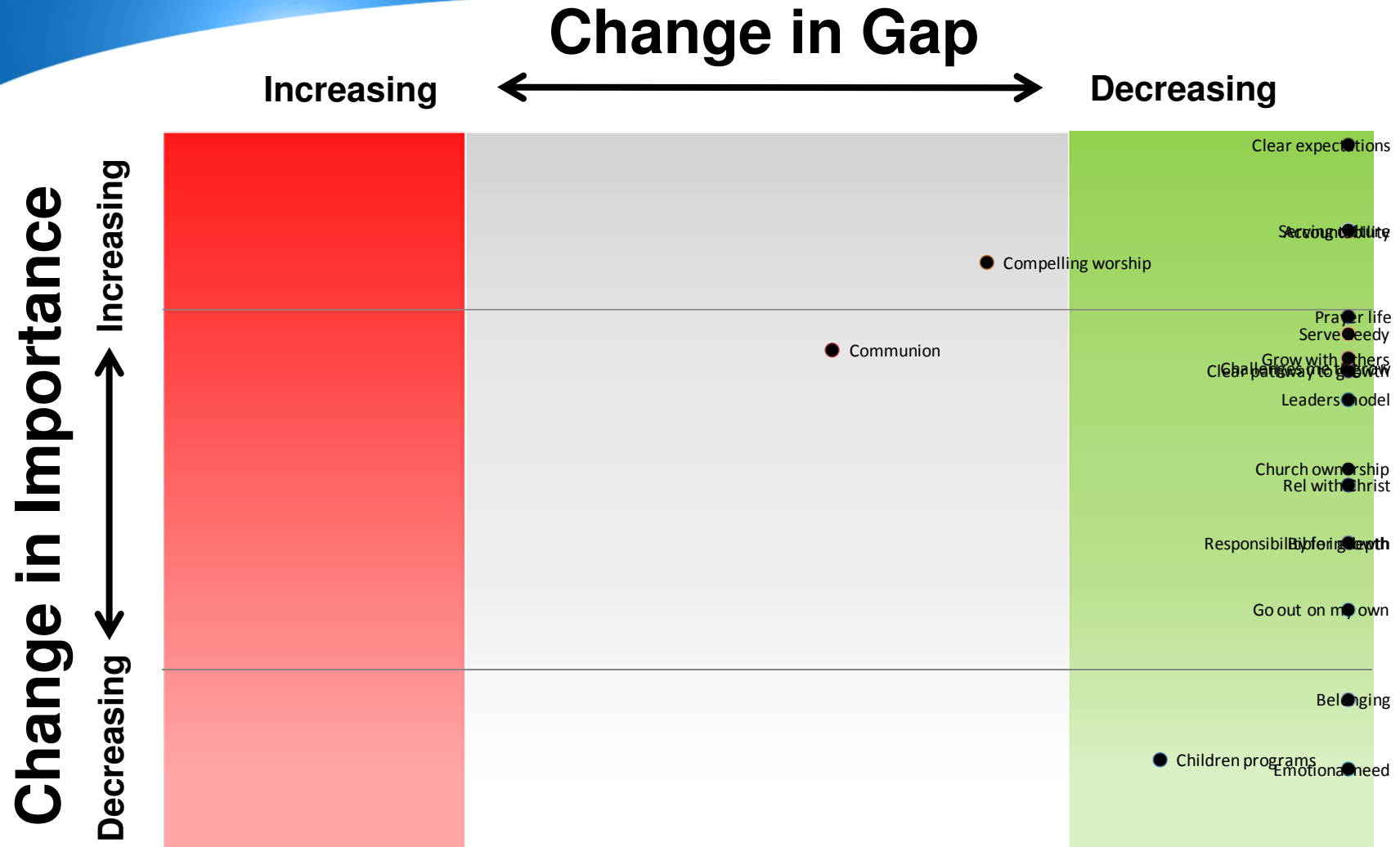
Spiritual Continuum Segment	Overall Satisfaction with the Church's Role in Spiritual Growth			
	Wave 1		Wave 2	
	Base Size	Top 2 Box Percentage	Base Size	Top 2 Box Percentage
Total	178	47%	206	58%
Exploring Christ	9 [#]	33%	21 [#]	38%
Growing in Christ	63	38%	70	56%
Close to Christ	52	48%	54	56%
Christ-Centered	54	59%	61	70%

Low sample sizes, as indicated with #, are not tested for meaningful differences

Green = Increase

Red = Decrease

Progress on Church Needs



Note: See note page below for more detail on the 19 Church Needs.

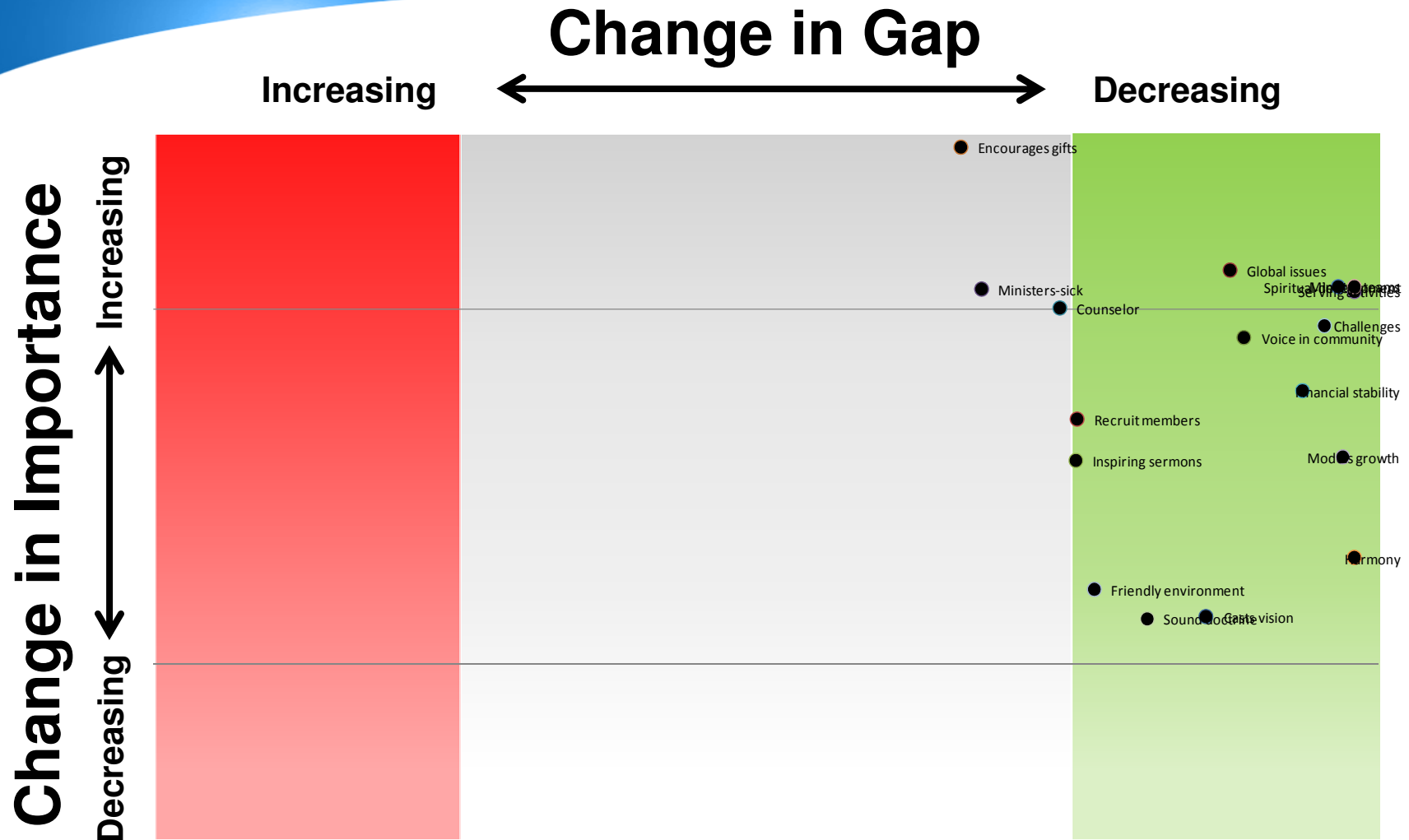
Satisfaction with Senior Pastor's Effectiveness

Spiritual Continuum Segment	Overall Satisfaction with the Senior Pastor's Effectiveness			
	Wave 1		Wave 2	
	Base Size	Top 2 Box Percentage	Base Size	Top 2 Box Percentage
Total	178	80%	206	84%
Exploring Christ	9 [#]	78%	21 [#]	86%
Growing in Christ	63	90%	70	84%
Close to Christ	52	69%	54	78%
Christ-Centered	54	78%	61	89%

Low sample sizes, as indicated with #, are not tested for meaningful differences

Green = Increase
Red = Decrease

Progress on Pastor Activities



Note: See note page below for more detail on the 16 Pastor Activities.

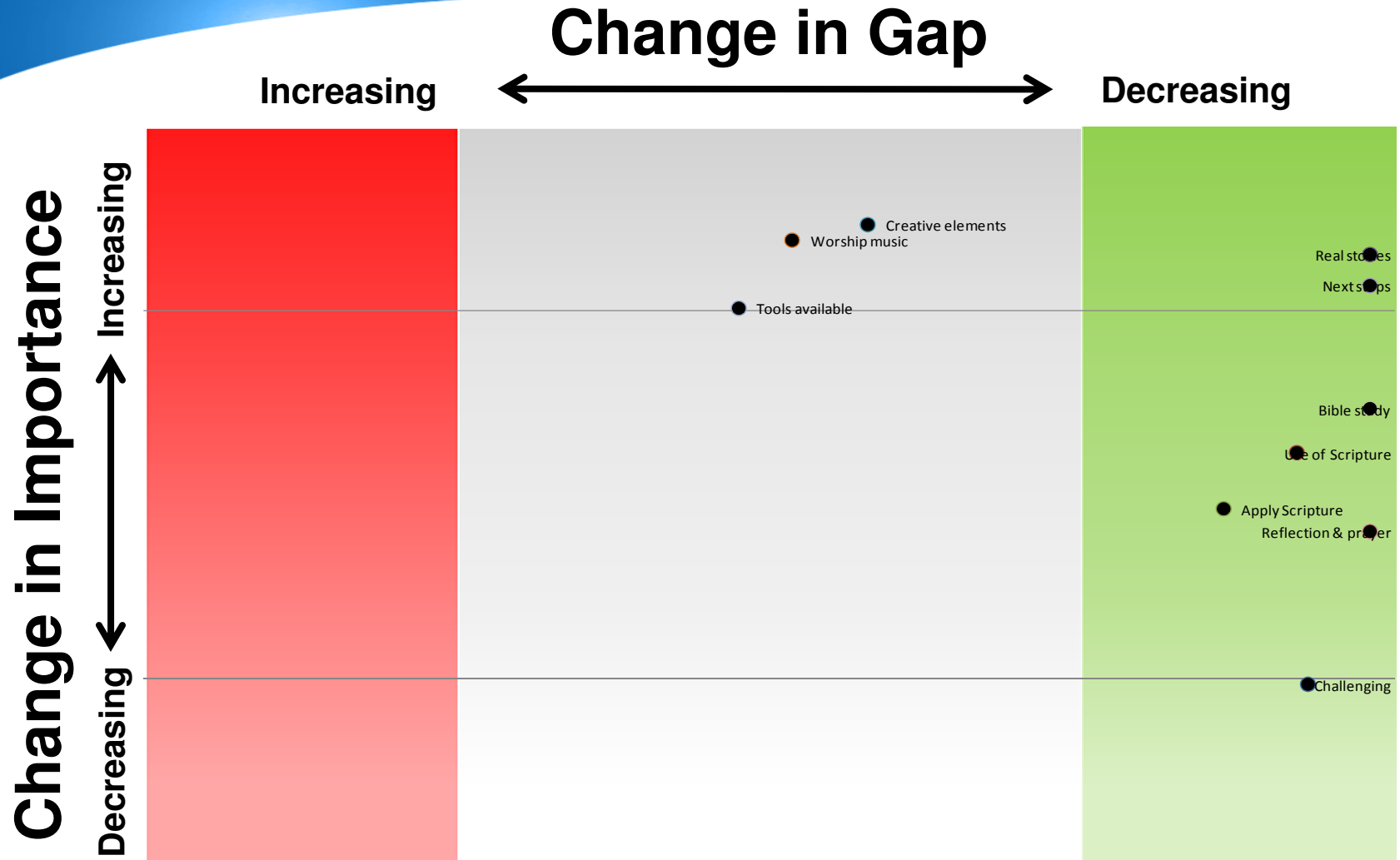
Participation and Satisfaction with Weekend Services

Weekend Services		Total		Exploring Christ		Growing in Christ		Close to Christ		Christ-Centered	
		Wave 1	Wave 2	Wave 1	Wave 2	Wave 1	Wave 2	Wave 1	Wave 2	Wave 1	Wave 2
Participation	Base Size	178	206	9 [#]	21 [#]	63	70	52	54	54	61
	3 to 4 times per month	91%	90%	75%	60%	89%	92%	94%	92%	94%	95%
Satisfaction	Base Size	171	194	8 [#]	20 [#]	61	66	49	51	53	57
	Top 2 Box (Percent)	64%	69%	63%	55%	67%	74%	63%	61%	62%	75%

Low sample sizes, as indicated with #, are not tested for meaningful differences

Green = Increase
Red = Decrease

Progress on Weekend Benefits



Note: See note page below for more detail on the 10 Weekend Benefits.

Participation and Satisfaction with Small Groups

Small Groups		Total		Exploring Christ		Growing in Christ		Close to Christ		Christ-Centered	
		Wave 1	Wave 2	Wave 1	Wave 2	Wave 1	Wave 2	Wave 1	Wave 2	Wave 1	Wave 2
Participation	Base Size	178	206	9 [#]	21 [#]	63	70	52	54	54	61
	1 to 2 times per month or more	48%	40%	44%	29%	40%	29%	50%	48%	56%	49%
Satisfaction	Base Size	91	88	4 [#]	7 [#]	26 [#]	22 [#]	29 [#]	28 [#]	32	31
	Top 2 Box (Percent)	58%	67%	75%	86%	62%	68%	48%	57%	63%	71%

Low sample sizes, as indicated with #, are not tested for meaningful differences

Green = Increase
Red = Decrease

Participation and Satisfaction with Serving at the Church

Serving at the Church		Total		Exploring Christ		Growing in Christ		Close to Christ		Christ-Centered	
		Wave 1	Wave 2	Wave 1	Wave 2	Wave 1	Wave 2	Wave 1	Wave 2	Wave 1	Wave 2
Participation	Base Size	178	206	9 [#]	21 [#]	63	70	52	54	54	61
	1 to 2 times per month or more	53%	38%	0%	14%	48%	24%	56%	48%	65%	54%
Satisfaction	Base Size	120	118	3 [#]	5 [#]	35	36	40	36	42	41
	Top 2 Box (Percent)	49%	58%	33%	40%	40%	53%	40%	53%	67%	68%

Low sample sizes, as indicated with #, are not tested for meaningful differences

Green = Increase
Red = Decrease

Participation and Satisfaction with Serving Those in Need Through My Church

Serving Those in Need Through My Church		Total		Exploring Christ		Growing in Christ		Close to Christ		Christ-Centered	
		Wave 1	Wave 2	Wave 1	Wave 2	Wave 1	Wave 2	Wave 1	Wave 2	Wave 1	Wave 2
Participation	Base Size	178	206	9 [#]	21 [#]	63	70	52	54	54	61
	1 to 2 times per month or more	23%	19%	0%	10%	14%	10%	21%	20%	39%	33%
Satisfaction	Base Size	122	146	3 [#]	7 [#]	35	48	36	42	48	49
	Top 2 Box (Percent)	48%	53%	33%	0%	34%	42%	50%	52%	58%	71%

Low sample sizes, as indicated with #, are not tested for meaningful differences

Green = Increase
Red = Decrease

Stalled Profile

Spiritual Continuum Segment	Stalled			
	Wave 1		Wave 2	
	Base Size	Percentage	Base Size	Percentage
Total	178	13%	206	13%
Exploring Christ	9 [#]	11%	21 [#]	33%
Growing in Christ	63	24%	70	21%
Close to Christ	52	8%	54	6%
Christ-Centered	54	6%	61	2%

Low sample sizes, as indicated with #, are not tested for meaningful differences

Green = Increase
Red = Decrease

Dissatisfied Profile

Spiritual Continuum Segment	Dissatisfied			
	Wave 1		Wave 2	
	Base Size	Percentage	Base Size	Percentage
Total	178	22%	206	13%
Exploring Christ	9 [#]	22%	21 [#]	19%
Growing in Christ	63	21%	70	13%
Close to Christ	52	31%	54	11%
Christ-Centered	54	15%	61	11%

Low sample sizes, as indicated with #, are not tested for meaningful differences

Green = Increase

Red = Decrease

Who Is Most Likely to Leave Your Church?

Four Spiritual
Continuum
Segments =
100% of Your
Church

Two
Satisfaction
Levels =
100% of Your
Church

Spiritual Segment	% Who Are "Unsure, Probably, or Definitely Leaving the Church"			
	Wave 1		Wave 2	
	Base Size	Percentage	Base Size	Percentage
Total Church Sample	178	10%	206	5%
Exploring Christ	9 [#]	0%	21 [#]	14%
Growing in Christ	63	6%	70	4%
Close to Christ	52	17%	54	6%
Christ-Centered	54	9%	61	2%
Dissatisfied	39	26%	26 [#]	23%
Satisfied	139	6%	180	2%

Low sample sizes, as indicated with #, are not tested for meaningful differences

Green = Increase

Red = Decrease

Addendum 1

Nineteen Church Needs

Rel with Christ - Helps me develop a personal relationship with Christ

Emotional need - Helps me in my time of emotional need

Challenges me to grow - Challenges me to grow and take next steps

Accountability - Helps me develop relationships that encourage accountability

Clear expectations - Sets clear expectations about what it means to be part of the church

Belonging - Helps me feel like I belong

Pathway to growth - Provides a clear pathway that helps guide my spiritual growth

Grow with others - Provides opportunities to grow spiritually through relationships with others

Leaders model - Church leaders model and consistently reinforce how to grow spiritually

Church ownership - Inspires such a sense of ownership that the church becomes an important part of who I am

Compelling worship - Provides compelling worship experiences

Responsibility for growth - Encourages me to take personal responsibility for my own spiritual growth

Children programs - Provides strong programs for children to learn about God

Go out on my own - Empowers me to go out "on my own" to make a significant impact in the lives of others

Communion - Incorporates Communion as an essential part of the worship experience

Serve needy - Provides opportunities for me to serve those in need

Bible in depth - Helps me understand the Bible in greater depth

Serving culture - Promotes a strong serving culture that is widely recognized by the local community

Prayer life - Helps me develop a prayer life that connects me with God regularly

Addendum 2

Seventeen Pastor Activities

Casts vision - Casts a vision for the church that captures your heart	Serving activities – Promotes and creates enthusiasm for serving activities
Global issues – Is involved in issues of global significance (e.g. Aids, poverty, social injustice)	Financial stability – Helps ensure the church is financially stable
Voice in community – Is a recognized voice on important issues within our local community	Harmony – Maintains harmony, handles troublemakers, averts or resolves problems
Ministers-sick – Ministers to the sick, dying and bereaved	Friendly environment – Creates a welcoming, open, and friendly environment that readily engages congregants participation
Counselor – Counsels people facing major decisions of life (e.g. marriage, vocation)	Ministry teams – Attracts, develops, and motivates various ministry leadership teams
Encourages gifts – Identifies and encourages the use of congregants' gifts and talents	Sound doctrine – Provides sound doctrine rooted in biblical accuracy
Spiritual development – Provides guidance to individuals about their spiritual development	Models growth – Models and reinforces how to grow spiritually
Recruit members – Motivates congregants to recruit new members	Challenges - Challenges congregants to grow and take next steps
Inspiring sermons - Preaches inspiring sermons	

Addendum 3

Ten Weekend Benefits

Challenging – Is challenging or thought-provoking	Worship music – Incorporates worship music and congregational singing effectively
Use of Scripture – Incorporates frequent use of Scripture throughout the service	Tools available – Makes tools available (in print or on the web) so I can process the weekend message during the week
Apply Scripture – Incorporates relevant Bible teaching that helps me apply the Scripture to my everyday life	Reflection & prayer – Provides me with an opportunity for reflection and guided prayer
Real stories – Incorporates the use of stories or testimonies of real live people	Bible study – Provides in-depth study of the Bible
Creative elements – Incorporates the use of creative elements, such as live drama, dance or video clips	Next steps - Provides “next steps” – things I can do in response to the service